



Features:

- AC input voltage range selected by switch
- Small volume, low weight, high efficiency
- Protections : short circuit/over load/over voltage/over temp
- Built-in cooling DC fan
- Cooling fan ON-OFF auto control
- LED indicator for power on
- 100% full load burn-in test
- 1 Year warranty



SPECIFICATION

Dimension: 215 × 115 × 50mm

Model		S-350-5	S-350-12	S-350-15	S-350-24	S-350-48
Output	DC voltage	5V	12V	15V	24V	48V
	Voltage tolerance	± 1%	± 1%	± 1%	± 1%	± 1%
	Rated current	50A	29A	23.2A	14.6A	7.3A
	Current range	0 ~ 50A	0 ~ 29A	0 ~ 23.2A	0 ~ 14.6A	0 ~ 7.3A
	Rated power	250W	348W	348W	350W	351W
	Ripple&noise	100mVp-p	150mVp-p	150mVp-p	150mVp-p	200mVp-p
	DC voltage ADJ. range	-9% ~ +10%	± 10%	± 10%	± 10%	± 10%
Setup, rise, hold up time		200ms,40ms,30ms/230VAC.				
Input	Voltage range	90 ~ 132VAC/180 ~ 264VAC(Selected by switch) 47 ~ 63Hz, 255 ~ 373VDC				
	AC current	6.5A/115V 4A/230VAC				
	Efficiency	78%	80%	80%	80%	83%
	Inrush current	Cold start50A/230VAC				
	leakage current	< 3.5mA/240VAC				
Protection	Overload	Rated output power105% ~ 135%Start overload protection Protection type : rated current limit , auto-recovery after fault condition is removed				
	Over voltage	6 ~ 7V	15 ~ 17V	18 ~ 20V	28 ~ 30V	56 ~ 58V
	Over temperature	≥55°Cfan on, ≤50°Cfan off, ≥85°CStart over temp protection				
		Protection mode: cutoff output, auto-recovery after temperature become normal				
Environment	Working temp, humidity	-10°C ~ +60°C;20% ~ 90%RH(Please refer to "derating curve")				
	Storage temp, humidity	-20°C ~ +85°C;10% ~ 95%RH Non-condensing				
	Withstand vibration	10 ~ 500Hz, 2G 10min./1Cycle, Period for 60min, Each axes				
Safety	Withstand voltage	I/P-O/P: 1.5KVAC I/P-FG: 1.5KVAC O/P-FG: 0.5KVAC				
	Isolation resistance	I/P-O/P: I/P-FG,O/P-FG: 100M Ohms/500VDC				
Fit standard	Safety standard	Fit UL1012				
	EMC Standard	Fit EN55022, CLASSA				
Others	Weight	1.0kg 215*115*50mm (L*W*H)				
	Packing	1.0kg/24pcs/25kg				

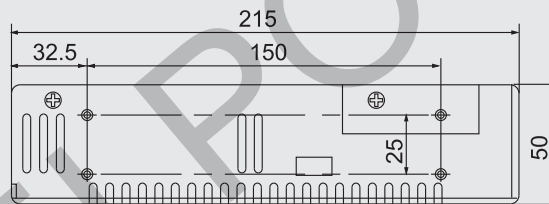
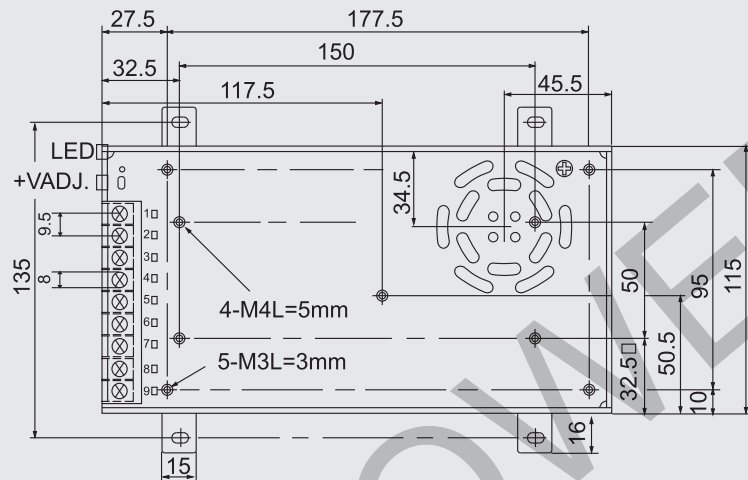
Note: 1. All parameters NOT specially mentioned are measured at 230VAC input, rated load and 25°C of ambient temperature.

2. Ripple & noise are measured at 20MHz of bandwidth by using a 12" twisted pair-wire terminated with a 0.1uf & 47uf parallel capacitor.

3. Tolerance : includes set up tolerance, line regulation and load regulation.

Mechanical specification

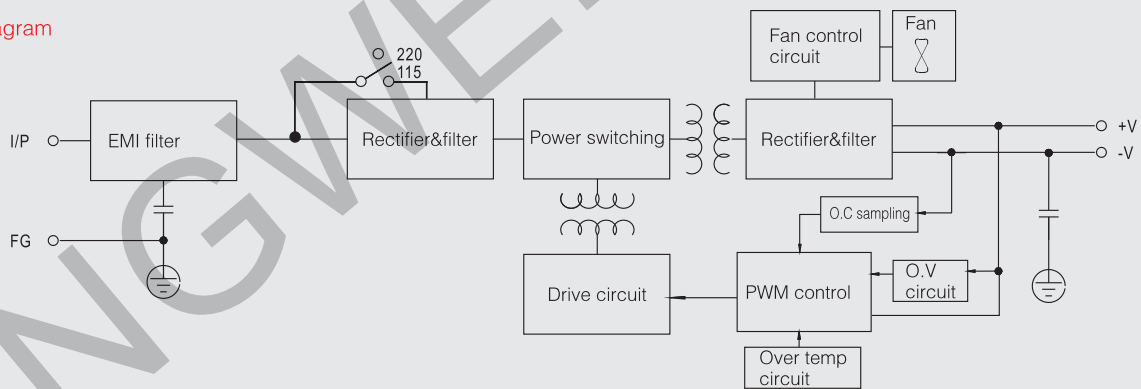
Unit:mm



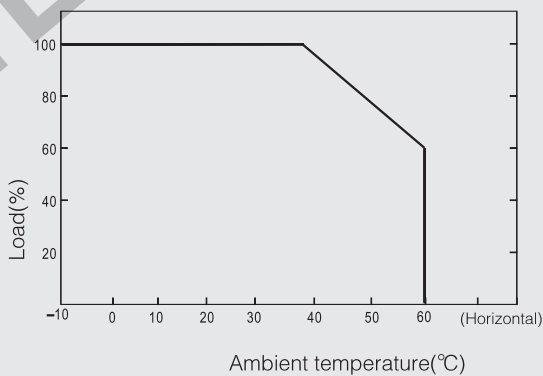
Terminal Pin No. Assignment

Pin No.	Assignment	Pin No.	Assignment
9	AC/L	4~6	DC OUTPUT -V
8	AC/N	1~3	DC OUTPUT +V
7	FG		

Block diagram



Derating curve



Static characteristic

